



2021

Atlas





The redesigned
2021 Atlas



**A new look for
a new decade.**



Redesigned grille and bumper

The Atlas offers strong, sophisticated design that knows how to make an entrance, and exit.

LED headlights with integrated fog and cornering lights

These state-of-the-art headlights, illuminate the road in poor weather conditions like rain, fog, and snowfall.

LED taillights

Be seen with LED taillights that are sleek, efficient, and long-lasting.

20" alloy wheels

These available 20" alloy wheels are the bold statement this big SUV deserves.

Panoramic sunroof

Let the light in with the available panoramic sunroof that runs nearly the length of all three rows.

LED interior lighting


LED lighting illuminates the interior cabin for an inviting ride.

2nd row with room for three child seats.

Now all the kids can have their own room, thanks to the spacious and comfortable 2nd row

Easy 3rd-row access

Getting into the 3rd row is so easy; you can do it with one hand. Just fold the 2nd row forward with a pull and push.



Always ensure that the child restraint system is positioned correctly, is securely attached to vehicle, and does not contact any of the safety belt buckles. See owner's literature for details.

Our top-of-the-line tech.
At your fingertips.





Image shown for illustration purposes only; actual feature may vary.

Fender® Premium Audio System

Enjoy your favorite music with the available 480-watt, 12-channel amp Fender Premium Audio System. The Atlas also offers third-row speakers that bring enhanced sound to all three rows.

Touchscreen navigation system

You shouldn't get lost trying not to get lost. So the available fullscreen navigation view increases the size of the map so it fills the entire display and becomes even easier to see.

Volkswagen Digital Cockpit

The available display is a true breakthrough. Instead of the traditional instrument cluster, information can be displayed digitally in high resolution. You can customize what's displayed, from speed, estimated fuel economy, and travel time to route guidance, assistance systems, and elevation.



Driver Personalization

The Atlas can store up to four driver profiles, remembering your personalization preferences for a wide variety of settings and systems.



Full Screen Navigation View

The available full screen navigation view increases the size of the map, giving you a larger view of where you're going and how to get there.





Packed with power,
and so much more.



*Maximum tow rating when equipped with V6 engine and factory installed towing hitch. Vehicle load, other accessories and options may reduce maximum towing.

Engine power

What's under the hood brings power to every drive.

FEATURES

- 2.0L TSI® turbocharged engine
- 8-speed automatic transmission with Tiptronic® and Sport mode

AVAILABLE FEATURES

- 3.6L V6 FSI® engine
- 5,000-lb towing capacity

4MOTION® with Active Control

With the turn of a dial, you can switch between four different available all-wheel-drive modes to the one that fits your current driving situation.

Cargo space

With an expansive 98.6 cubic feet of cargo space when you fold the 2nd and 3rd rows down, the Atlas has the space you'll want – and then some.





Technology driven.

Image shown for illustration purposes only; actual feature may vary.

Park Distance Control*

Available Park Distance Control has sensors that can help you back out of or drive into a parking spot. Audible signals and the optical parking system on the display indicate how much space you have behind and, on some vehicles, in front of the vehicle when parking. If you get too close to a detected object, the system beeps as a warning. Maneuver Braking (included with Park Distance Control) can apply emergency braking force automatically to help mitigate, and in best case help prevent, collisions with detected stationary obstacles while you maneuver the vehicle.

Forward Collision Warning and Autonomous Emergency Braking (Front Assist)*

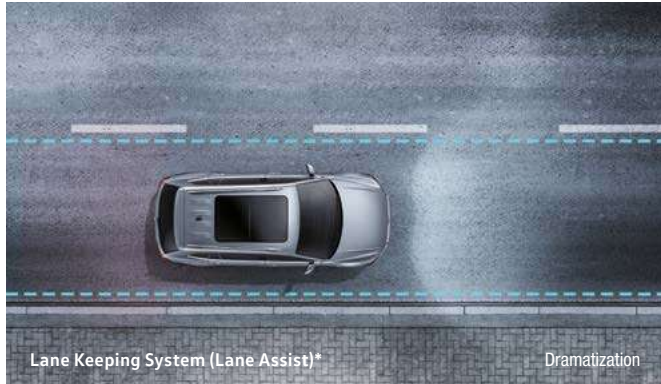
The Forward Collision Warning (included in Front Assist) system can help monitor traffic and can alert you acoustically and visually to a potential rear-end collision with the vehicle moving ahead. If it senses that a collision is imminent, Autonomous Emergency Braking (included in Front Assist) can support the driver with increased brake pressure or, if the driver does not react at all, it can apply the brakes automatically. Pedestrian Monitoring (included in Front Assist) feature can warn of pedestrians crossing in front of the vehicle and, under certain circumstances, can brake automatically to help mitigate the outcome of a collision with a pedestrian if the driver doesn't respond to the warnings.

Parking Steering Assistant (Park Assist)*

The available Parking Steering Assistant (Park Assist) can determine if a parking spot is big enough for your Volkswagen. Then it will help steer the vehicle into and out of the space, either parallel or perpendicular. You operate the accelerator, brake, and shifter; it does the rest.

Lane Keeping System (Lane Assist)*

When moving above 37 mph, the available Lane Keeping System (Lane Assist) can sense if you start to drift into another lane without using the turn signal. Within the limits of the system, Lane Assist can help keep you in the current lane when lane boundaries are detected.



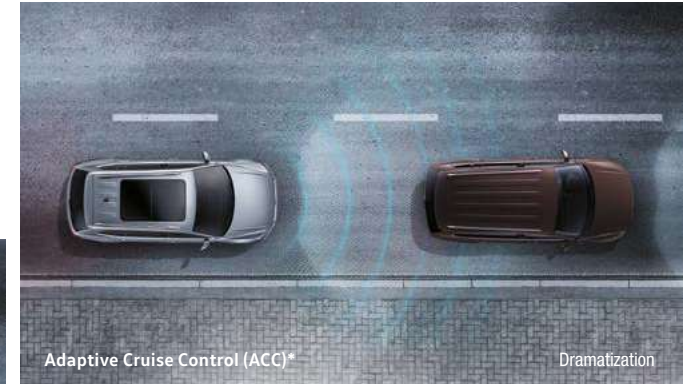
Blind Spot Monitor*

The Blind Spot Monitor is a feature that can sense what you might miss. If you attempt to change lanes, Blind Spot Monitor can help alert you to other cars that may be in your blind spot. The Active Blind Spot Monitor (available when vehicle is equipped with Lane Assist) on select models can also counter-steer within the limits of Lane Assist to help keep you in your lane if you attempt to change lanes when a vehicle is in your blind spot.



Adaptive Cruise Control (ACC)*

Available Adaptive Cruise Control (ACC) helps the vehicle maintain a preset speed and distance from the car in front of you. When activated, if the car in front of you speeds up or slows down, the sensors can detect the change and your car follows suit up to the preset speed and/or preset distance.



Rear Traffic Alert*

Rear Traffic Alert comes in handy when you're backing up. It has sensors that can alert you to detected vehicles crossing in your path when in reverse, and can even help brake the vehicle if needed.



Overhead View Camera (Area View)*

The available Overhead View Camera (Area View) helps give you a better view of what is around your vehicle.



High Beam Control (Light Assist)*

Available High Beam Control (Light Assist) can help to provide optimum visibility on dark roads by automatically turning on your high beams at speeds above 37 mph. A camera mounted at the base of the rearview mirror turns your high beams on when conditions warrant it. It then turns them off again depending on the position of vehicles driving ahead of you or oncoming vehicles, the vehicle speed, and other environmental and traffic conditions.

Traffic Jam Assist (TJA)*

Whether accelerating to keep up, or decelerating to a standstill, available Traffic Jam Assist (TJA) can automatically control the accelerator, brakes, and steering to help you stay within the lanes and maintain a constant distance from the vehicle in front (while in certain environments below 37 mph).

Dynamic Road Sign Display*

Not only can the available Dynamic Road Sign Display help to inform you about posted communications such as traffic signs, recognized speed limits, overtaking restrictions, and warning signs, but it also features alerts including a speed warning, restricted traffic zone warning and more—all to help keep you focused on the road ahead.

* Driver Assistance features are not substitutes for attentive driving. See Owner's Manual for further details and important limitations. Each image shown is a dramatization for illustration purposes only.



We can't predict. But we can engineer.

Rear View Camera System

Benefit from the view of a wide lens when you want it. It can help you see obstacles when backing up, a feature so helpful you'll wonder how you ever managed without it.

Safety cage

Front and rear crumple zones help absorb crash energy, while a rigid safety cage helps distribute forces away from the driver and passengers.

Automatic Post-Collision Braking System*

Not every collision brings a car to a stop. That's why our vehicles include the Automatic Post-Collision Braking System. It can also help slow the vehicle down after a collision, helping reduce the chance of any additional impacts.

Intelligent Crash Response System (ICRS)**

In the event of a collision that deploys the airbags,[†] the ICRS can turn off the fuel pump, unlock the doors, and activate the hazard lights. It helps react if you might not be able to.

Six stability-enhancing systems

From Electronic Brake-pressure Distribution (EBD), which helps maintain appropriate stopping power during a hard-braking situation, to Electronic Stability Control (ESC), which can adjust engine throttle and apply corrective forces to the wheels that need them most, your vehicle is equipped with a total of six stability-enhancing systems.

*The features discussed are designed to help mitigate the effects of certain collisions and are not a substitute for attentive driving. Please see Owner's Manual for further details and important limitations. ** The Intelligent Crash Response System (ICRS) will only activate in a collision where the airbags deploy or safety belt pretensioners activate. Not all collisions cause airbags to deploy or safety belt pretensioners to activate. [†]Airbags are supplemental restraints only and will not deploy under all crash circumstances. Always use safety belts and seat children only in the rear, using restraint systems appropriate for their size and age.



Introducing Carefree Coverage.

We believe being confident in your Volkswagen is everything. Now standard on most of our model year 2020 and 2021 vehicles, our suite of products and services is our commitment to you that Volkswagen is the smart choice. See all the benefits we have to offer.*

2
yrs.

Service

Scheduled Carefree Maintenance
2 yrs. or 20,000 miles

Scheduled Carefree Maintenance.

For advanced peace of mind, most model year 2020 and 2021 Volkswagen vehicles come standard with Scheduled Carefree Maintenance, which includes the first two years of manufacturer-recommended maintenance intervals (two years or 20,000 miles, whichever occurs first).*

3
yrs.

Help

Roadside Assistance
3 yrs. or 36,000 miles

Confidence you can count on.

Feel secure in knowing that VW Roadside Assistance is available 24 hours a day, 7 days a week.*

4
yrs.

Cover

New Vehicle Limited Warranty
4 yrs. or 50,000 miles

Coverage when you need it.

Ownership is easy with a 4-year or 50,000-mile (whichever occurs first) bumper-to-bumper limited warranty.*

5
yrs.

Access

Car-Net
Remote Access

Convenience on command.

With a suite of standard features including remote commands[†], family guardian alerts[‡], monthly vehicle health reports[§], and parking info[§], Volkswagen Car-Net[®] Remote Access provides mobile app features that can give you command of your car, conveniently in your pocket.*

*Available on most new MY20 and MY21 vehicles. For vehicle eligibility details, visit vw.com/coverage. VW's Carefree Maintenance Program provides 10,000- and 20,000-mile scheduled maintenance services or scheduled maintenance services for two years (whichever occurs first) as stated in the vehicle's maintenance booklet. Does not include tire rotations, or other services or parts not specified in the owner's literature. 3 years/36,000 miles (whichever occurs first) Roadside Assistance provided by a third party. 4 years/50,000 miles (whichever occurs first) New Vehicle Limited Warranty. See owner's literature or dealer for warranty, maintenance program, and roadside assistance details, exclusions, and limitations. Car-Net Remote Access services require cellular connectivity, GPS signal, and acceptance of Terms of Service (services not available on MY20 Passat). Not all services and features are available on all vehicles. Other Car-Net services require a trial or paid subscription. See additional important information at <http://www.vw.com/carnet>. [†]Standard text and data rates may apply. Always pay careful attention to the road, and do not drive while distracted. [‡]Standard text and data rates may apply. [§]Refer to your vehicle's warning and indicator lights for the most current diagnostic information. Always consult owner's literature for maintenance guidelines and do not solely rely on the outreach described here for service appointments or otherwise attend to your vehicle. ^{§§}Powered by Parkopedia. Requires parking facility participation. Volkswagen not responsible for accuracy of pricing & payment options, hours of operation, and features. See parkopedia.com for important information and details. Standard text and data rates may apply.

Atlas Specs

• Standard, no additional cost – Not available O Optional, additional cost (SOO) Sold Order Only V6 Available only on V6 model
4MO Available with 4MOTION models **PSP** Available with Panoramic Sunroof Pkg **CP** Available with Captain's Chairs Pkg

EXTERIOR	S	SE	SE TECH	SE TECH R-LINE	SEL	SEL R-LINE (SOO)	SEL PREM	SEL PREM R-LINE (SOO)
LED headlights with LED Daytime Running Lights (DRL)	•	•	•	•	•	•	•	•
LED taillights	•	•	•	•	•	•	•	•
Automatic headlights	•	•	•	•	•	•	•	•
All-weather lights with low-speed corner-illuminating feature	•	•	•	•	•	•	•	•
Power tilting/sliding panoramic sunroof	–	–	PSP	PSP	•	•	•	•
Side mirrors with memory feature	–	–	–	–	•	•	•	•
Heated side mirrors	•	•	•	•	•	•	•	•
Power-folding side mirrors	–	–	–	–	–	–	–	–
Rain-sensing windshield wipers	•	•	•	•	•	•	•	•
Silver roof rails	–	–	–	–	•	•	•	•
Remote opening and closing power liftgate with closing assist	–	•	•	•	•	•	•	•
Hands-free Easy Open liftgate	–	–	•	•	•	•	•	•
Trailer hitch, 5,000-lb. towing capacity ⁰⁰	–	–	V6/O	O	V6/•	•	V6/•	•
Coming/Leaving Home feature	•	•	•	•	•	•	•	•
R-Line front bumper and badging	–	–	–	–	•	•	•	•
18" alloy wheels	•	•	–	–	–	–	–	–
20" alloy wheels	–	–	•	•	•	•	•	•
21" two-tone machined alloy wheels	–	–	–	–	•	•	•	•

INTERIOR	S	SE	SE TECH	SE TECH R-LINE	SEL	SEL R-LINE (SOO)	SEL PREM	SEL PREM R-LINE (SOO)
Dual-zone climate control with air vents for the 1st, 2nd, and 3rd rows	•	–	–	–	–	–	–	–
Climatronic® 3-zone automatic climate control	–	•	•	•	•	•	•	•
Premium color Multifunction Display (MFD)	•	•	•	•	–	–	–	–
115V power outlet	–	–	•	•	•	•	•	•
LED interior lighting	•	•	•	•	•	•	•	•
Interior ambient lighting	–	–	–	–	–	–	•	•
Auto-dimming interior rearview mirror	•	•	•	•	•	•	•	•
Heated front seats	–	•	•	•	•	•	•	•
Heated 2nd row outboard seats	–	–	–	–	–	–	•	•
10-way power-adjustable driver's seat	–	•	•	•	•	•	•	•
Driver's seat with memory	–	–	–	–	•	•	•	•
Power-adjustable lumbar support for driver's seat	–	•	•	•	•	•	•	•
60/40-split folding 2nd row, 3rd-row easy entry, and 50/50-split folding 3rd row	•	•	•	•	•	•	•	•
Cloth seating surfaces	•	–	–	–	–	–	–	–
V-Tex leatherette seating surfaces	–	•	•	•	•	•	•	•
Leather seating surfaces for 1st and 2nd row	–	–	–	–	–	–	•	•
2nd-row captain's chairs with 3rd-row easy entry [†]	–	–	CP	CP	CP	CP	CP	CP
Ventilated front seats	–	–	–	–	–	–	•	•

PERFORMANCE	S	SE	SE TECH	SE TECH R-LINE	SEL	SEL R-LINE (SOO)	SEL PREM	SEL PREM R-LINE (SOO)
2.0L TSI [®] , 16-valve, DOHC, in-line 4-cylinder turbocharged engine with intercooler and direct fuel injection; 235 hp, 258 lb-ft of torque (achieved with premium fuel)	•	•	•	–	•	–	•	–
3.6L, 24-valve, DOHC, narrow-angle V6 with FSI [®] direct fuel injection; 276 hp, 266 lb-ft of torque	–	–	O	•	O	•	O	•
4MOTION [®] all-wheel drive with Active Control	4MO	4MO	4MO	4MO	4MO	4MO	•	•
Electromechanical power steering with variable assistance	•	•	•	•	•	•	•	•
8-speed automatic transmission with Tiptronic [®] and Sport mode	•	•	•	•	•	•	•	•
Start-Stop System	•	•	•	•	•	•	•	•

TECHNOLOGY & DRIVER ASSISTANCE	S	SE	SE TECH	SE TECH R-LINE	SEL	SEL R-LINE (SOO)	SEL PREM	SEL PREM R-LINE (SOO)
Volkswagen Digital Cockpit	–	–	–	–	•	•	•	•
Composition Color touchscreen sound system with 6.5" color display	•	–	–	–	–	–	–	–
Composition Media touchscreen sound system with 8" color display	–	•	•	•	–	–	–	–
Discover Media touchscreen navigation system with 8" color display	–	–	–	–	•	•	•	•
Fender [®] Premium Audio System	–	–	–	–	–	–	•	•
App-Connect [*]	•	•	•	•	•	•	•	•
Volkswagen Car-Net [®] Remote Access with 5-years standard ^{**}	•	•	•	•	•	•	•	•
Volkswagen Car-Net [®] Safe & Secure with paid subscription [†]	•	•	•	•	•	•	•	•
Volkswagen Car-Net [®] Hotspot with 1-month/1GB trial subscription [†]	•	•	•	•	•	•	•	•
Volkswagen Car-Net [®] Guide & Inform with 3-month SiriusXM [®] Traffic trial subscription and 3-month SiriusXM Travel Link [®] trial subscription ^{††}	–	–	–	–	•	•	•	•
Wireless smartphone charger	–	•	•	•	•	•	•	•
2 USB ports	•	–	–	–	–	–	–	–
5 USB ports	–	•	•	•	•	•	•	•
SiriusXM [®] All Access with 3-month trial subscription ^{††}	–	•	•	•	•	•	•	•
Keyless access with push-button start [‡]	–	•	•	•	•	•	•	•
Remote start [‡]	–	–	•	•	•	•	•	•
Forward Collision Warning and Autonomous Emergency Braking (Front Assist) ^{§§}	•	•	•	•	•	•	•	•
Pedestrian Monitoring (included in Front Assist) ^{§§}	•	•	•	•	•	•	•	•
Blind Spot Monitor ^{§§}	•	•	•	•	•	•	•	•
Rear Traffic Alert ^{§§}	•	•	•	•	•	•	•	•
Adaptive Cruise Control (ACC) ^{§§}	–	–	•	•	•	•	•	•
Park Distance Control (front and rear) ^{§§}	–	–	•	•	•	•	•	•
Maneuver Braking (included in Park Distance Control) ^{§§}	–	–	•	•	•	•	•	•
Parking Steering Assistant (Park Assist) ^{§§}	–	–	–	–	–	–	•	•
High Beam Control (Light Assist) ^{§§}	–	–	–	–	•	•	•	•
Overhead View Camera (Area View) ^{§§}	–	–	–	–	–	–	•	•
Lane Keeping System (Lane Assist) ^{§§}	–	–	–	–	•	•	•	•
Dynamic Road Sign Display ^{§§}	–	–	–	–	•	•	•	•
Traffic Jam Assist (TJA) ^{§§}	–	–	–	–	•	•	•	•


SAFETY	S	SE	SE TECH	SE TECH R-LINE	SEL	SEL R-LINE (SOO)	SEL PREM	SEL PREM R-LINE (SOO)
Rear View Camera System	•	•	•	•	•	•	•	•
LATCH (Lower Anchors and Tethers for Children) child seat anchor points	•	•	•	•	•	•	•	•
Anti-lock Braking System (ABS), Electronic Brake-pressure Distribution (EBD), and Hydraulic Brake Assist (HBA)	•	•	•	•	•	•	•	•
Intelligent Crash Response System (ICRS) ⁰	•	•	•	•	•	•	•	•
Tire Pressure Monitoring System (TPMS)	•	•	•	•	•	•	•	•
Electronic Stability Control (ESC), Anti-Slip Regulation (ASR), Electronic Differential Lock (EDL), and Engine Brake Assist (EBA)	•	•	•	•	•	•	•	•

DIMENSIONS	
Wheelbase	117.3 inches
Length	200.7 inches
Width	78.4 inches
Height	70.1 inches
Ground clearance	8.0 inches
Cargo volume with 3rd row folded down	55.5 cu. ft.
Cargo volume with 2nd and 3rd rows folded down	96.8 cu. ft.

See next page for corresponding disclaimers.

Colors

EXTERIOR COLORS



Pure White



Aurora Red Metallic



Pacific Blue Metallic



Deep Black Pearl



Tourmaline Blue Metallic



Racing Green



Platinum Gray Metallic



Pyrite Silver Metallic

INTERIOR CLOTH



Titan Black

INTERIOR V-TEX LEATHERETTE



Titan Black



Shetland Beige



Mauro Brown

INTERIOR LEATHER



Titan Black/Quartz



Shetland Beige/Quartz



Mauro Brown/Titan Black

Not all combinations of exterior paint and interior seating surfaces are available.

*Always pay careful attention to the road, and do not drive while distracted. Not all features available on all operating systems. Standard text and data usage rates apply. App-Connect features require compatible device, operating system, and mobile apps. See mobile device and app providers for terms and privacy. **Available on most MY20 and newer vehicles. Always pay careful attention to the road and do not drive while distracted. Certain services require trial or paid subscriptions, which may have their own terms and conditions. VW Car-Net requires vehicle cellular connectivity and availability of vehicle GPS signal, and not all services and features are available on all vehicles. Certain Car-Net services, such as Roadside Call Assist, connect out to third-party providers that may require additional payment. Standard text and data rates may apply for app and web features. Certain services may collect location and vehicle information. See Terms of Service, Privacy Statement, and other important information at www.vw.com/carnet. *Paid subscription required for Safe & Secure services. Subscription automatically renews and charged annually at end of subscription term unless canceled. ††The Wi-Fi hotspot feature is intended for passenger use only. 4G LTE coverage is not available in all areas. See materials provided for terms, privacy, data security details. Requires trial or paid Wi-Fi plan from third-party wireless provider. †2nd-row captain's chairs reduce total seating capacity to six. ††Always pay careful attention to the road, and do not drive while distracted. Trial length and service availability may vary by model, model year or trim. Details: SiriusXM audio and data services each require a subscription sold separately, or as a package, by Sirius XM Radio Inc. Your SiriusXM service will automatically stop at the end of your trial unless you decide to subscribe. If you decide to continue service after your trial, the subscription plan you choose will automatically renew thereafter and you will be charged according to your chosen payment method at then-current rates. Fees and taxes apply. To cancel you must call SiriusXM at 1-866-635-2349. See SiriusXM Customer Agreement for complete terms at www.siriusxm.com. All fees and programming subject to change. Not all vehicles or devices are capable of receiving all services offered by SiriusXM. Current information and features may not be available in all locations, or on all receivers. Satellite and streaming lineups vary slightly. © 2020 Sirius XM Radio Inc. Sirius, XM, SiriusXM and all related marks and logos are trademarks of Sirius XM Radio Inc. †See Owner's Manual for further details and important warnings about the keyless ignition feature. Do not leave vehicle unattended with the engine running, particularly in enclosed spaces, and consult local laws for any limitations on use. ††Driver Assistance features are not substitutes for attentive driving. See Owner's Manual for further details, and important limitations. ††The Intelligent Crash Response System (ICRS) will only activate in a collision where the airbags deploy or safety belt pretensioners activate. Not all collisions cause airbags to deploy or safety belt pretensioners to activate. ††Maximum tow rating when equipped with V6 engine and factory-installed towing hitch. Vehicle load, other accessories, and options may reduce maximum towing capacity. See vehicle Owner's Manual for details.



©2020 Volkswagen of America, Inc., believes the information and specifications in this brochure to be correct at the time of printing. Specifications, standard features, options, fabrics, and colors are subject to change without notice. Dimensions, weights, and other specifications of your vehicle may vary from those stated here. Some features may be unavailable when your vehicle is built. Some vehicles are pictured with options that may be available at extra cost or may not be available on some models. Ask your dealer about the availability of options and verify that the vehicle you ordered includes the equipment you ordered. Always inspect your vehicle before purchase/lease. Tires are supplied and warranted by their manufacturer. "Volkswagen," the Volkswagen logo, "Climatronic," "Tiptronic," "TSI," "FSI," "Car-Net," "4MOTION," and all model names are registered trademarks of Volkswagen AG. "Tiptronic" is a registered trademark of Dr. Ing. h.c. F. Porsche AG. Volkswagen navigation depends on the signals from the worldwide Global Positioning Satellite network. The vehicle's electrical system, and existing wireless and satellite technologies, must be available and operating properly for the system to function. The system is designed to provide you with suggested routes to location addresses, destinations, and other points of interest. Changes in street names, construction zones, traffic flow, points of interest, and other road system changes are beyond the control of Volkswagen of America, Inc. Complete detailed mapping of lanes, roads, streets, toll roads, highways, etc., is not possible; therefore you may encounter discrepancies between the mapping and your actual location. Please rely on your individual judgment in determining whether or not to follow a suggested navigation route. Periodically, the mapping is updated and an update will be required in order to maintain the latest navigation information available to us. Updates will be available for purchase from time to time at additional cost. For further information regarding any Volkswagen model, please call 1-800-DRIVE-VW or just look us up at vw.com.